



**SILVERTON<sup>®</sup>**  
MARINE CORPORATION

AN EMPLOYEE OWNERSHIP COMPANY

*Evolving · Excelling · Leading*



*A 1950's lapstrake sea skiff built by Henry Luhrs*



*John Luhrs*



*Henry Luhrs (middle) in the 1950's*



*Warren Luhrs*

# VISION

It all started on a cold December day in 1969, when John and Warren Luhrs established Silverton Marine Corporation. In less than 40 years, our yachts have become prized throughout the world. The company has been able to preserve a tradition of craftsmanship while its competitors have yielded to influences contrary to product quality and dependability. It has risen above its early image as a manufacturer of cheap boats to become the acknowledged value leader in its class.

Silverton accomplished this success by listening to its owners' preferences. By the continual investment in new construction technology, in sophisticated design and manufacturing equipment, in facilities, and in people with the same passion to excel that spurred John and Warren Luhrs. The company has come to be recognized as a premier mid-sized bridge-boat builder, whose day-in and day-out dedication has achieved unsurpassed performance, comfort, and value.

Silverton is committed to the notion that the achievement of product excellence is not an impossible task, but rather one that can be accomplished by progressive management in collaboration with dedicated dealers, manufacturing partners, and owner-employees. We also subscribe to the idea that successful product lines are not fixed and unchanging, but evolve in response to changes in technology, boating habits, and owners' wishes. At Silverton, we are evolving, excelling, and leading!

# EVOLVING

Silverton boat owners are in continuous collaboration with our design and engineering team. Together, they combine actual on-water experience and professional expertise to produce boats of uncommon utility and versatility.

The Silverton evolution is fueled by new construction technologies, design advancements spurred by Pro-Engineering software, a supplier organization challenged to meet the most rigorous standards, impassioned dealers with the experience and service facilities equal to the demands of some of the world's finest yachts. Evolution is assured by constant product refinement and a commitment to manufacture and support boats of enduring value.



*SideWalk® flybridge-to-foredeck passage*

# EXCELLING

It is one thing for a company to claim that its products are more reliable, better built, and better supported than any competitor's. It is another to demonstrate – by design, manufacturing, craftsmanship, and service – that its products excel.

Silverton has always excelled in the imaginative use of space. At conceiving innovations like the SideWalk® flybridge-to-foredeck passage. At state-of-the-art boatbuilding techniques including the unitized construction of subassemblies and strict quality assurance practices involved in water-testing every boat. Silverton's pursuit of excellence continues with its commitment to handcrafted joinery of furniture-grade cherry-wood solids and finishes, bluewater hull design along with other examples of New Jersey boatbuilding craftsmanship. All this – in combination with a select group of only the most qualified dealers – ensures complete customer satisfaction.

# LEADING

Innovations in design, manufacturing, customer service, and product value are the measures of leadership in our industry. And ultimately, the standards by which customer satisfaction is gauged.

By these criteria, Silverton is leading. To pay less for something that proves a disappointment is – in the long run – as unacceptable as having paid too much for it. To be satisfied with a purchase and the price paid for it – this is Silverton's definition of value.

Leadership has its obligations. Silverton's is to build boats that people will be proud to own. Pride of ownership is, ultimately, the greatest value any company can deliver. Silverton's pride is to deliver that value consistently.



*Manufacturing facility in Millville, New Jersey*



*In August 2006, Silverton launched a version of its 50 Convertible equipped for competitive sportfishing...the 50T-Series...*

# PRODUCT EXCELLENCE IS BUILT BY DESIGN

Thousands of parts and components are installed during the assembly of our yachts to achieve an integrated, unitized construction. Significant differences in fabrication, construction, assembly techniques, and the quality of componentry distinguish us and contribute to the unsurpassed value of a Silverton.



**IN THE 'GLASS ROOM.'** To begin at the bottom, our bluewater hulls are laminated with solid fiberglass. A vinylester-resin layer is added to virtually eliminate osmotic blistering. No coring material is used below the waterline. Marine-grade plywood stringers are hand-laminated to the hull, then gel-coated, to form an integrated, practically waterproof system. All limber and wire-chase holes are framed in closed cell foam to prevent water penetration. Bulkheads are "glassed" to the hull – not, as is sometimes the case, puttied. Bottom paint is standard on every model.

**IN THE METAL SHOP.** Unlike the pieced bow rails of some other boat manufacturers, ours are fusion-welded, buffed and polished. Only oversized 316L stainless steel is used. Precise welds ensure strength, as well as beauty. Heavy-duty locking fasteners, with backing plates, secure threaded studs on all rails to the deck or house.

Aluminum backing plates are bonded into the deck and hull areas to provide additional strength at attachment points for all hardware. All exterior aluminum is powder-coated.

Silverton models 38' and above feature powder-coated steel I-beam engine beds, which help to isolate vibration noise and make periodic engine alignment easier. Diesel engines are "handed" on these models. All engine mounts, in every boat we build, are through-bolted.



**IN THE WOODSHOP.** Silverton's 45C and 50C compare favorably with more expensive custom yachts, in part because of their raised-panel cabinets and doors, beautifully crafted in cherry wood. We use stylish, durable European recessed 35-mm hinges exclusively on every model. Built-in furniture is bonded to the hull or stringer system for superior strength.

We construct our drawers of cherry wood or cherry-finished fronts, nine-ply birch sides and bottoms. While more expensive to fabricate, our corrosion-resistant drawer slides are epoxy-coated aluminum with nylon rollers for effortless, reliable use. All cabinets are drilled, glued, and screwed. Cabinet seams are tongue-and-groove jointed.

Galleys and heads feature carefully crafted, extremely durable, and strikingly beautiful Corian® counters.

**IN THE ASSEMBLY AREA.** Hull and deck flanges are carefully formed to mate perfectly. Before bolting them together on 6" centers, we insert elastomeric sealant and butyl tape. The seal is protected by a high-impact rubrail with a stainless-steel insert. Wherever possible, the flange is fiberglassed for additional reinforcement.

Cleats and deck hardware are secured using stainless-steel bolts, fastened into glassed-in backing plates or oversized fender washers with locking nuts. This assembly provides superior strength and excellent serviceability.



Underwater gear is bonded. Standard isolation transformers minimize electrolysis and stray electrical currents. Rudders and struts are made of manganese bronze. Depending on the engines, props are bronze or Nibral on sealed, dripless shafts. The result is a steering system more resistant to propulsion load and deflections.

Silverton's sturdy, frameless window systems, with screens, can be opened for natural ventilation. In consideration of owners' safety, we use only tempered safety glass instead of Plexiglas or ordinary tempered glass.

Exterior seating is custom built of only the finest materials. Top-grade marine vinyl is treated with Prefixx® to retard mildew and ultraviolet damage. Multiple layers of high-density foam ensure comfort. Highest-grade anodized aluminum combines superior strength and beauty. Exterior upholstery is also reinforced with Starboard, a polymer board, which cannot rot or weaken with age.

**SILVERTON DEALERSHIPS.** We choose our dealers carefully. They must meet rigorous standards of professionalism, experience, and service proficiency. Their personnel must be trained in our boats and their systems, and have access to the necessary equipment to provide prompt, competent maintenance and repair. Each Silverton dealer is a valued partner in our success.



# 43<sup>SB</sup>

---


## A YACHT ON WHICH TO DISCOVER THE MEANING OF IT ALL

Here is a yacht to earn the admiration of all who see her, in ports of call beyond the horizon or the farthest reach of the river. The Forty Three Sport Bridge has the power, in her standard twin Volvo IPS 500 engines, to realize the ambitions of the most ardent cruiser. And amenities appreciated by as many as six travelers who call her home during an extended on-water stay. The main-deck cabin boasts an immense salon with convertible sofa, loveseat, and entertainment center; a superbly equipped galley; and separate dinette area. Cherry finishing is featured throughout the yacht in joinery, doors, and bulkheads – in high-gloss and satin accents. An elegant master stateroom with private head and stall shower lies well forward. A second head (wet) serves the salon and guest stateroom. The big cockpit is an entertainment plus. One of the largest in its class, the flybridge possesses a standard wetbar with optional refrigerator/icemaker and Silverton's unique SideWalk® passage to the bow.

This is a yacht on which to discover the meaning of it all.



*Optional lower helm*





## 43SB STANDARD EQUIPMENT

### DECK FEATURES

AM/FM Single CD Stereo – Flybridge  
Anchor Locker  
Anchor Roller w/Flange  
Bow Pulpit  
1 1/4" Bow Rails  
316L Stainless Steel Hardware  
Cockpit Coaming Pads  
Courtesy Lighting  
Dockside Water Connection  
Electrical Storage Locker In Transom  
Flybridge Handrails – Stainless Steel  
Flybridge Seating for Eight  
Flybridge Storage  
Molded-In Diamond Non-Skid  
Mooring, Quarter & Spring Cleats  
Radar Arch/Mast  
SideWalk™ Molded Steps to Bridge  
Stainless Steel Steering Wheel  
Sunpads – Foredeck and Flybridge w/Drinkholders  
Swim Platform w/Ladder  
Tempered Safety Glass  
Transom Door  
Transom Shower  
Venturi Windscreen – Framed – Flybridge  
Wet Bar

### CABIN AMENITIES

Air Conditioning – 3 Zones  
AM/FM Single CD Stereo – Salon  
Convertible Sofa  
Custom Blinds  
Designer Draperies  
Designer Bedspreads  
Designer Accent Pillows  
Entertainment Center  
Furniture-Grade Cherry Cabinetry  
High Gloss Horizontal Cabinet Surfaces  
Incliner  
Innerspring Mattress – Master Stateroom  
Opening Vent Windows  
Overhead Hatches w/Screens  
100% Nylon Scotchgard®  
Protected Carpeting  
Solid Cherry Passageway Doors, Cabinet and Drawer Face Frames  
20" Flat Panel TV w/DVD – Salon  
Telephone/Cable TV Hook-Ups  
UltraLeather™ Sofa & Dinette  
Wardrobe Lockers (3)  
Window Screens

### ELECTRICAL EQUIPMENT

AC/DC Converter  
Accessory Wiring On Bridge  
Batteries – Deep Cycle Marine  
Circuit Breakers (12V)  
Circuit Breakers (120V)  
Color-Coded Harnesses  
Wiring System (12V)  
Dockside Electrical Connection w/Cord (1@50 Amp/240V)  
Generator – 10 EOZD Diesel w/Sound Shield  
GFCI System  
Glomex® TV/FM Antenna  
Lighting – Interior (12V and 120V)  
Lighting – Courtesy (12V)  
Lighting – Zoned Controls  
Lights – Navigation (COLREGS)  
Polarity Indicators  
High Quality Tinned Stranded  
Copper Wiring

### SAFETY EQUIPMENT

Anchor and Rode  
Anti-Fouling Bottom Paint  
Ball Valves on Underwater Thru-Hulls  
Battery Safety Switches  
Battery Safety Trays  
Boat Hook  
Bonding System  
Carbon Monoxide Detector  
Compass  
Dock Lines  
Dual Horns  
Engine Alarms  
Fenders w/Lines  
Gasoline Fume/High Water Detector  
Hand-Held Fire Extinguishers (USCG Approved)  
Fire Extinguishing System  
Flare Kit (USCG Approved)  
Flotation Device (Person/Throwable)  
Fog Bell  
Life Vests (USCG Approved)  
Parallel Start Switch

### MECHANICAL

Acoustic and Thermal Insulation  
Engine Hourmeter  
Engine Room Lighting  
Fresh Water Cooling  
Fuel Gauge – Electric  
Fuel Lines – Flexible (USCG Type 1)  
Fuel Tanks – 5052 Aluminum w/Baffles  
Fuel/Water Separators  
Holding Tank w/Dockside and Overboard Discharge  
Internal Sea Strainers  
Joystick System - Volvo  
Macerator Pump  
Propellers (4)  
Pressurized Water System  
Shower Sump Pump (Auto)  
Trim Tabs  
Underwater Exhaust  
Vinylester Barrier Coat  
Water/Holding Tank Monitors

### GALLEY

Amtico® Flooring  
Corian® Countertops  
Exhaust Fans  
Microwave/Convection Oven  
Range – 2 Burner Electric  
Refrigerator/Freezer – Full Size (110V-12V)

### HEAD

Amtico® Flooring  
Corian® Countertops  
Designer Faucets  
Enclosed Stall Shower  
Exhaust Fan  
Extra Storage  
Medicine Cabinet  
VacuFlush® Head  
Waterproof Outlet

### OPTIONAL EQUIPMENT

Amtico® Flooring – Companionway and Forward Stateroom  
AM/FM Single CD w/Sub and Amp – Flybridge  
AM/FM Single CD – Staterooms  
Aft Video Camera and Monitor  
Anchor Windlass  
Anchor Windlass Chain  
Bose® 3.2.1™ A/V System – Salon  
CD Changer – Sony® 10 Pack – Flybridge/Salon/Staterooms  
Central Vacuum System  
Cockpit Enclosure  
Cockpit Enclosure w/EZ2CY  
Electronics Packages  
Exterior Carpet  
Flybridge Enclosure  
Flybridge Enclosure w/EZ2CY Center Panel  
Glendinning Cablemaster™w/Remote  
Icemaker – Cockpit

### OPTIONAL EQUIPMENT continued

Incliners In Lieu of Sleeper – No Charge  
Interior Carpet Runners  
Interior Lighting Group w/Remote  
Interior Upgrade  
Inverter  
Linens Package  
Lower Helm Station  
Oil X-Change-R® System  
Power Helm Seat  
Refrigerator – Flybridge  
Remote Spotlight  
Smart Y  
26" Flat Panel TV – Salon  
15" Flat Panel TV w/DVD – Staterooms  
Washdown – Fresh Water – Bow  
Washdown – Fresh Water – Cockpit  
Washdown – Raw Water – Cockpit  
Water Heater – 20 Gallon  
West Coast Shore Power

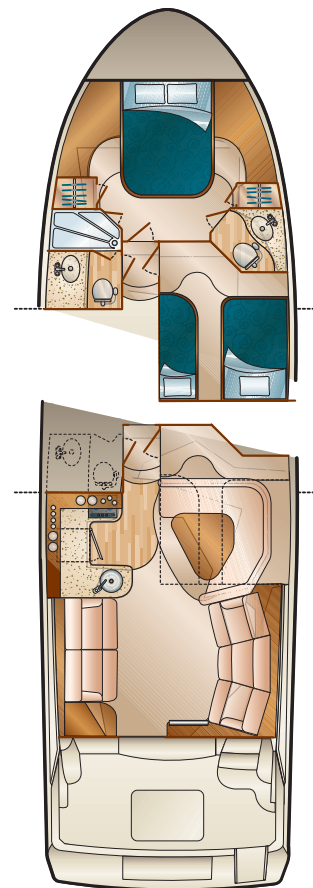
## SPECIFICATIONS

Length Overall	43'5"	13.23 m
Beam	14'4"	4.37 m
Draft	47"	1.19 m
Deadrise	12°	
Approx Weight (Dry)	28,000 lbs	12,712 kg
Fuel Capacity	430 gals	1,628 L
Water Capacity	118 gals	447 L
Holding Tank Capacity	40 gal	151 L
Sleeping Capacity	6	
Headroom	6'6"	1.98 m
Clearance Height – DWL no light	14'5"	5.08 m

### POWER OPTIONS - DIESEL:

Twin Volvo D-6 IPS-500	370 HP	276 kw
Twin Volvo D-6 IPS-600	435 HP	325 kw

*Optional generator may not power all systems concurrently. Photographs and floorplans may contain options or other features not covered by the base price. Silverton reserves the right to make changes to standard or optional equipment list or to what is shown in visual representations of its models in advertising and sales materials. Silverton may do so at any time and without prior notice. Silverton also reserves the right to make such changes without incurring any obligation.*



# DECOR

---

A yacht assumes a distinct personality, in part, by the interior stylist's selection of fabrics, upholstery, and wall coverings. Silverton models are distinguished by the choicest materials crafted by hand into upholstered furnishings, valance panels, bedding, and pillows.



## STANDARD

---

Our yachts are treated to a Standard Decor that reflects popular trends in color and fabrics. Unlike a “factory interior,” Silverton Yacht interiors are the result of an investment in a professional design team, whose Standard and Custom Decors create a space of reflection, refinement, and pleasure for the senses.

## INTERNATIONAL

Silverton Yachts are enjoyed around the world. We have created an International Decor Option, whose color scheme and materials have been influenced by the taste of owners living and boating abroad. Available on international boats only.



## 50 CONVERTIBLE

It is fitting that the largest model in our lineup should feature higher-quality materials more custom in nature. Silverton understands that today's consumer expects an uncommon value and luxurious design at this level. It is our commitment to satisfy our owners' expectations for the superior amenities and furnishings that they desire.

## CUSTOM INTERIOR PROGRAM

This program, for our 50' and over customers, allows them to choose among some of today's most desirable color and fabric schemes to express their individuality. Please ask your nearest Silverton dealer for details.

# CANVAS

We offer a variety of handsome and durable marine-grade canvas options including standard SEAFLEX® and optional EZ2CY® to provide that perfect finishing touch for your Silverton Yacht.




*White Stamoid®*



*Dove Tweed Sunbrella®*



*Navy Blue Sunbrella®*



*Black Sunbrella®*



*42 Convertible Hardtop Enclosure in White Stamoid®*



*43 Sport Bridge Bimini Enclosure in Navy Blue Sunbrella®*



*43 Motor Yacht Bimini Enclosure in Dove Tweed Sunbrella®*



*43 Motor Yacht Aft Enclosure in White Stamoid®*



301 Riverside Drive  
Millville, NJ USA 08332-6798  
P: 856-825-4117 F: 856-825-2064  
[www.silverton.com](http://www.silverton.com)

Sales Inquiry Toll-Free Hotline: 877-863-5298  
Customer Service Hotline: 800-882-9266

Sales Email: [sales@silverton.com](mailto:sales@silverton.com)  
Service Email: [service@silverton.com](mailto:service@silverton.com)

11/07 - 20M



Winner – NMMA Marine Industry Customer Satisfaction Award



CE Certified Manufacturer



Certified by National Marine Manufacturers' Association



American Boat and Yacht Council Certified Manufacturer